

COCOONS®

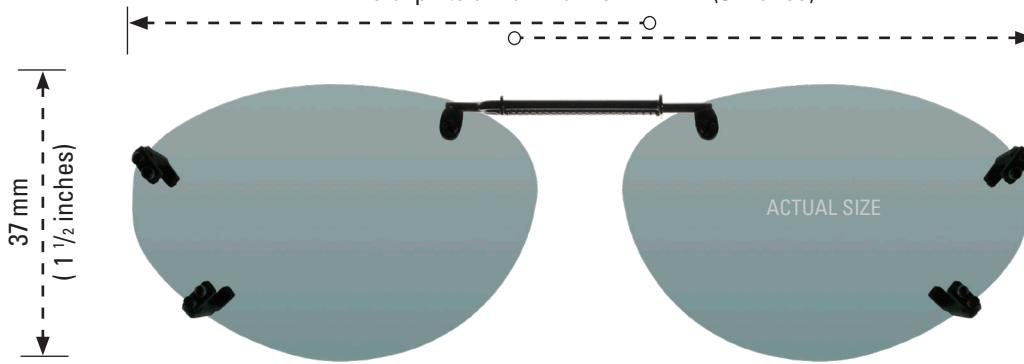
CLIP-ONS SIZING INSTRUCTIONS:

Use the illustrations shown to determine which size will fit your prescription glasses. To use the sizing guide, print the document at 100% actual size and then place your prescription glasses face down on the images. Choose the shape and size that most accurately matches your eyewear frame.

Cocoons clip-ons feature a spring bridge that expands to accommodate various widths of eyewear. Ideally, the left lens and frame of your glasses should match up with the left side of the clip-ons illustration. If your glasses extend past the right hand side of the clip-ons illustration, that is ok. The clip-ons should expand to match the overall width of your glasses (please note that each clip-on size states a maximum width it will accommodate). If the overall width of your glasses is narrower than the clip-ons illustration, you'll need to find a smaller size.

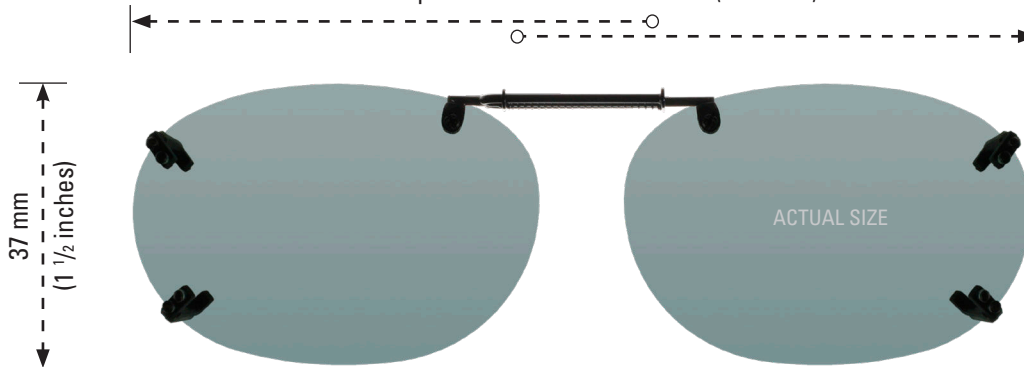
www.cocoons.com

This clip fits a maximum of 127 mm (5 inches).



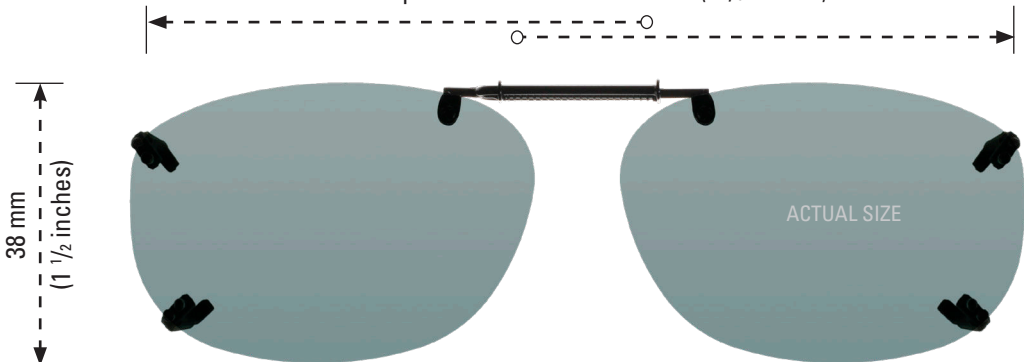
● OVL 26-54

This clip fits a maximum of 127 mm (5 inches).



■ REC 22-54

This clip fits a maximum of 132 mm (5 1/8 inches).



■ REC 23-54

VERIFY THE DOCUMENT PRINTED CORRECTLY

When this document is printed at 100% size, this box should be the same dimensions as a standard credit card.

If the box is smaller or larger than your credit card, you'll need to reprint the document and double check that your printer settings are set to print the page at 100% size (no scaling).

COCOONS®

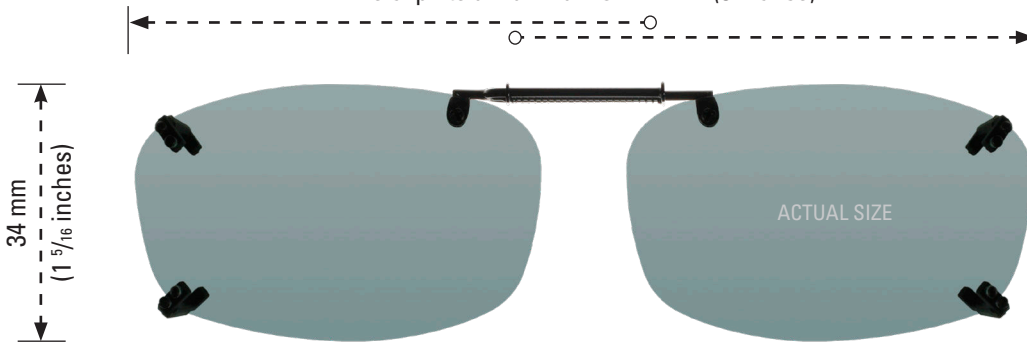
CLIP-ONS SIZING INSTRUCTIONS:

Use the illustrations shown to determine which size will fit your prescription glasses. To use the sizing guide, print the document at 100% actual size and then place your prescription glasses face down on the images. Choose the shape and size that most accurately matches your eyewear frame.

Cocoons clip-ons feature a spring bridge that expands to accommodate various widths of eyewear. Ideally, the left lens and frame of your glasses should match up with the left side of the clip-ons illustration. If your glasses extend past the right hand side of the clip-ons illustration, that is ok. The clip-ons should expand to match the overall width of your glasses (please note that each clip-on size states a maximum width it will accommodate). If the overall width of your glasses is narrower than the clip-ons illustration, you'll need to find a smaller size.

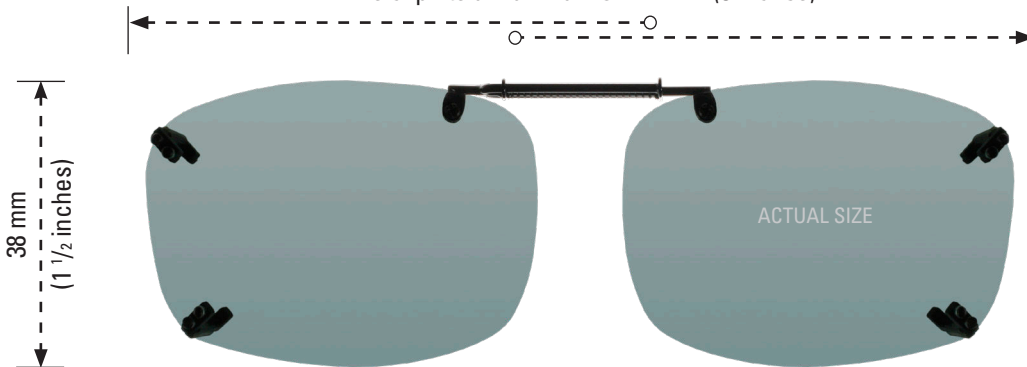
www.cocoons.com

This clip fits a maximum of 127 mm (5 inches).



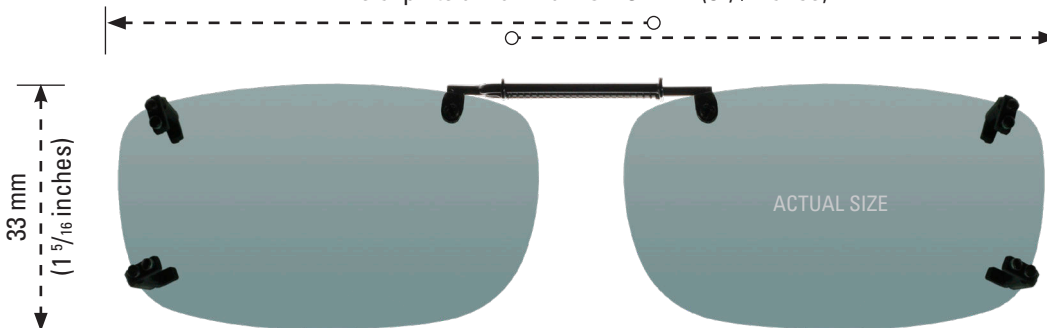
■ REC 25-54

This clip fits a maximum of 127 mm (5 inches).



■ REC 27-52

This clip fits a maximum of 134 mm (5 1/4 inches).



■ REC 28-56

VERIFY THE DOCUMENT PRINTED CORRECTLY

When this document is printed at 100% size, this box should be the same dimensions as a standard credit card.

If the box is smaller or larger than your credit card, you'll need to reprint the document and double check that your printer settings are set to print the page at 100% size (no scaling).